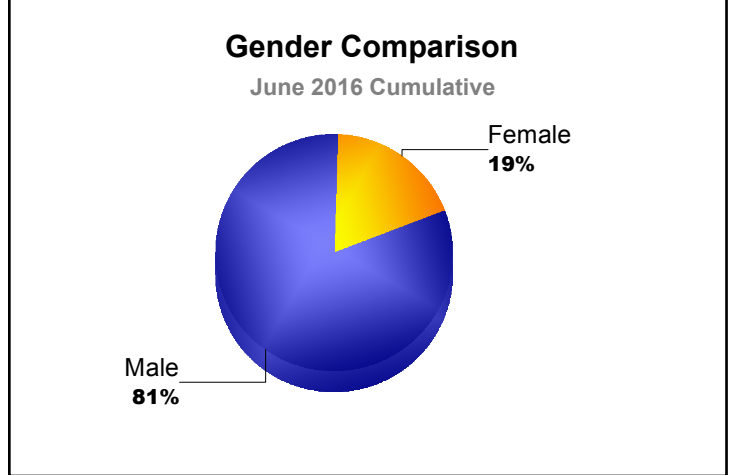
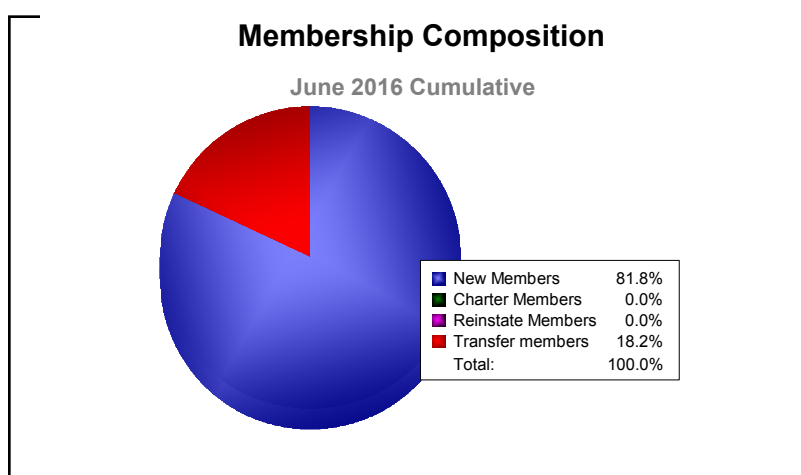
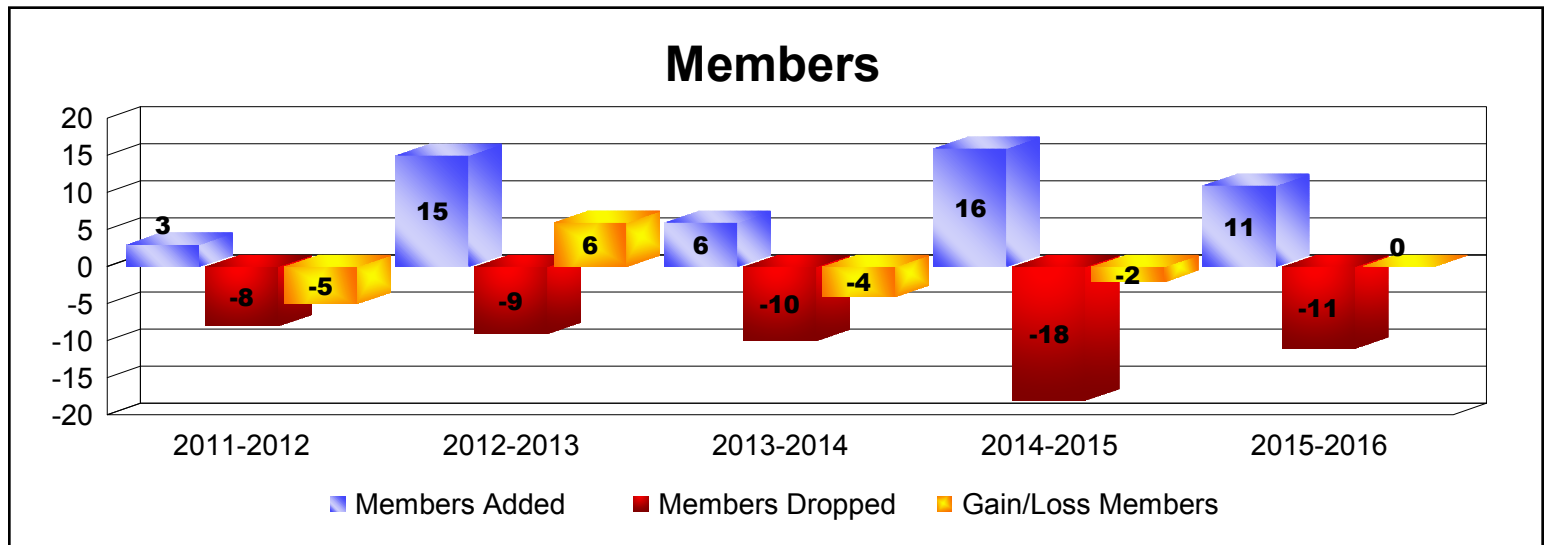
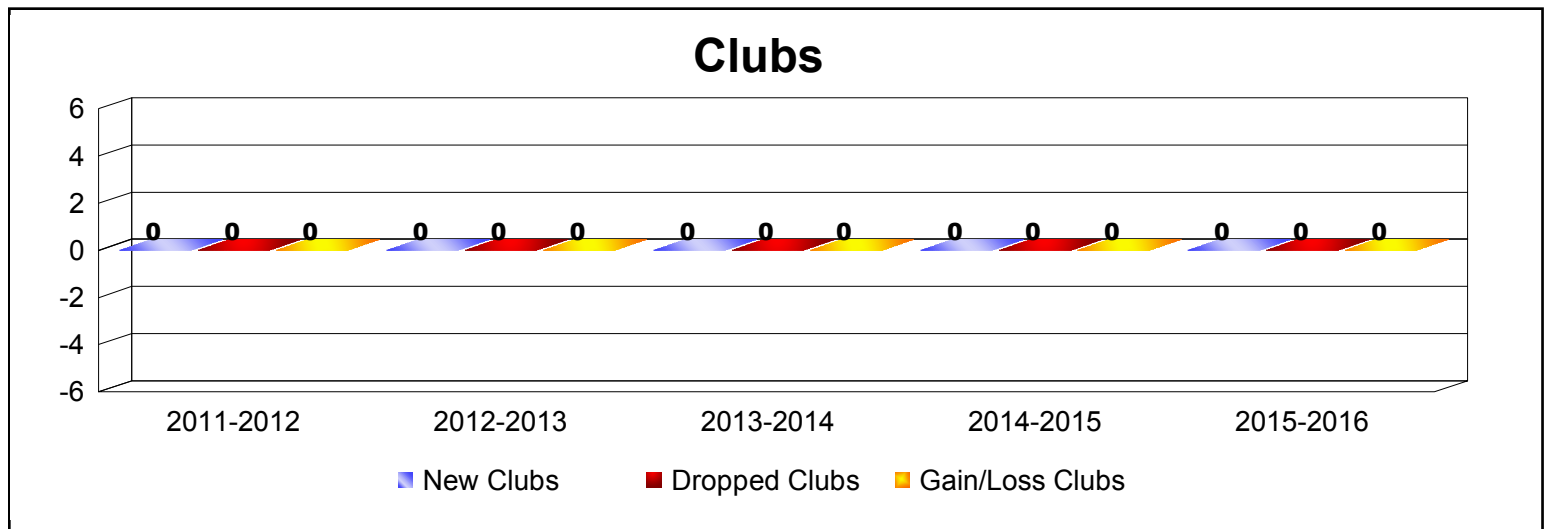


Year	New Clubs	Dropped Clubs	Gain/ Loss Clubs	New Members	Charter Members	Reinstate Members	Transfer Members	Total Member Added	Total Members Dropped	Gain/ Loss Members
2011-2012	0	0	0	2	0	0	1	3	-8	-5
2012-2013	0	0	0	14	0	1	0	15	-9	6
2013-2014	0	0	0	6	0	0	0	6	-10	-4
2014-2015	0	0	0	12	0	2	2	16	-18	-2
2015-2016	0	0	0	9	0	0	2	11	-11	0
Average	0	0	0	9	0	1	1	10	-11	-1



Year	New Clubs	Dropped Clubs	Gain/ Loss Clubs	New Members	Charter Members	Reinstate Members	Transfer Members	Total Member Added	Total Members Dropped	Gain/ Loss Members
2011-2012	0	-3	-3	135	0	25	28	188	-246	-58
2012-2013	1	-1	0	157	44	27	19	247	-248	-1
2013-2014	1	-1	0	196	86	23	10	315	-184	131
2014-2015	1	-4	-3	161	26	8	18	213	-392	-179
2015-2016	2	-3	-1	132	47	24	19	222	-305	-83
Average	1	-2	-1	156	41	21	19	237	-275	-38

